


Project description

ecom

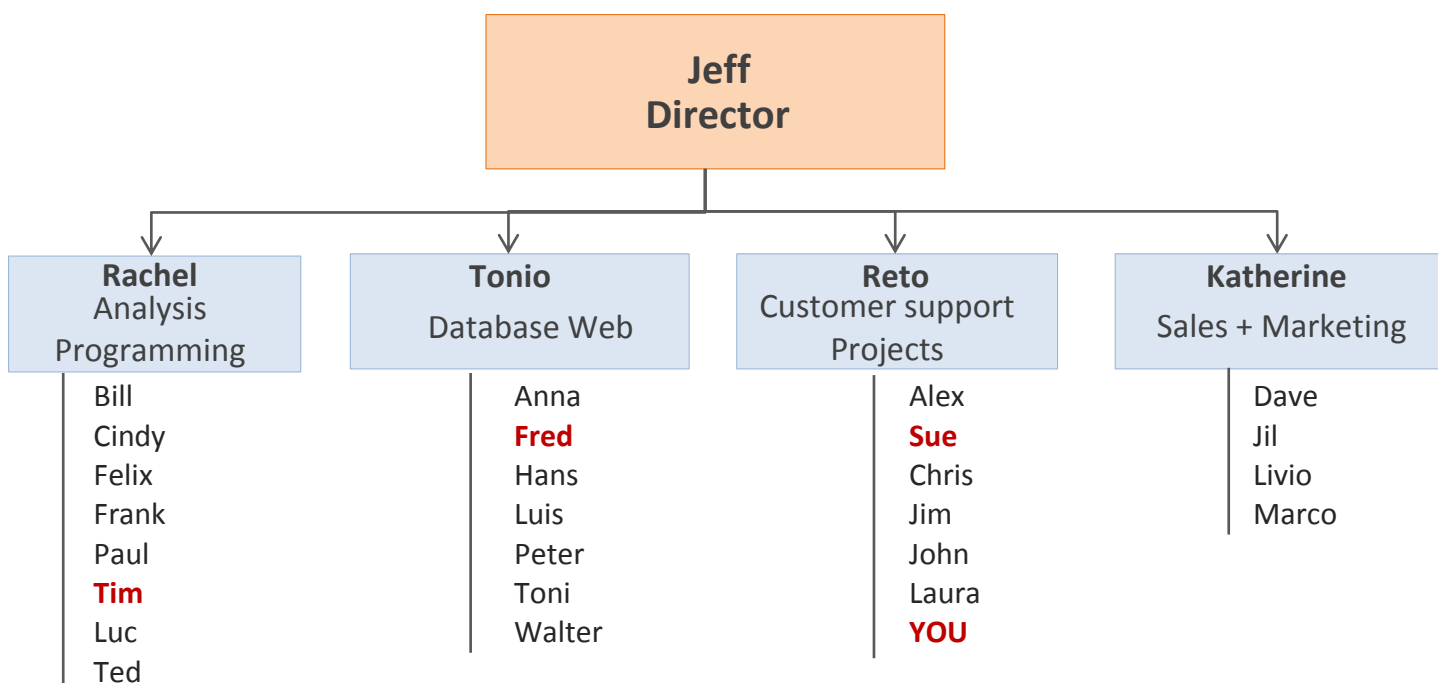


SimulTrain

Project description

| | |
|--------------------|--|
| Project name | e-com |
| Estimated duration | 11 weeks |
| Milestone | <ol style="list-style-type: none">1. Specification validated2. Software Prototype ready3. Tests completed4. Deployment completed |
| Team | <ul style="list-style-type: none">– Sue, Fred and Tim– Other people as necessary |
| Description | In accordance with the marketing strategy defined at the beginning of the year, the management wishes to provide our customers with an online interactive service. This will allow customers to follow-up and control orders without the intervention of either the customer service or accounting departments. A tentative schedule has been devised with a list of activities, budget and time required. The core team has been established. |

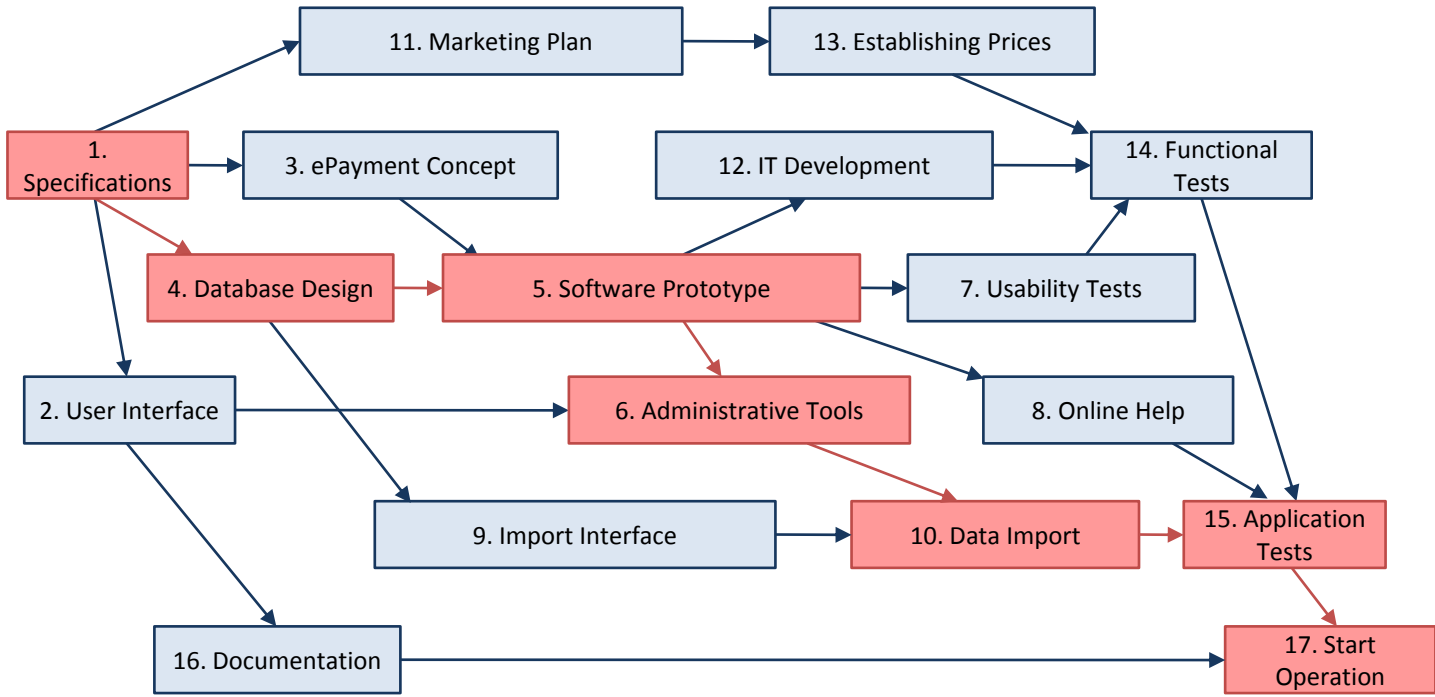
Organization Chart



| | Project activities | Number of people | Estimated duration (days) | Depends on previous activities | Required skills | | | | |
|----|----------------------|------------------|---------------------------|--------------------------------|-----------------|----------|-------------|----------|-------------|
| | | | | | Web Design | Database | Programming | Business | Sales + Mkg |
| 1 | Specifications | 2 | 5 | — | 2 | | | 5 | 3 |
| 2 | User Interface | 1 | 7 | 1 | 5 | | | 2 | |
| 3 | ePayment Concept | 2 | 10 | 1 | 3 | 1 | | 4 | 3 |
| 4 | Database Design | 2 | 12 | 1 | 1 | 6 | 3 | | |
| 5 | Software Prototype | 2 | 8 | 3, 4 | 4 | 3 | 4 | | |
| 6 | Administrative Tools | 2 | 13 | 2, 5 | 1 | 2 | 4 | 3 | |
| 7 | Usability Tests | 4 | 15 | 5 | 2 | 1 | | 2 | |
| 8 | Online Help | 3 | 14 | 5 | 1 | | 3 | 2 | |
| 9 | Import Interface | 3 | 5 | 4 | 2 | 5 | 2 | | |
| 10 | Data Import | 1 | 10 | 6, 9 | | 3 | | 2 | |
| 11 | Marketing Plan | 2 | 11 | 1 | | | | 4 | 6 |
| 12 | IT Development | 3 | 6 | 5 | 3 | 3 | 5 | | |
| 13 | Establishing Prices | 4 | 11 | 11 | | | | 3 | 5 |
| 14 | Functional Tests | 1 | 5 | 7, 12, 13 | 1 | | 3 | | |
| 15 | Application Tests | 3 | 3 | 8, 10, 14 | 2 | | 1 | 2 | |
| 16 | Documentation | 1 | 22 | 2 | 3 | 1 | 3 | 2 | |
| 17 | Start Operation | 4 | 2 | 15, 16 | 1 | | 4 | 3 | |

| Resources | Hourly rate | Availability for the project | Available from week | Skills | | | | |
|-----------|-------------|------------------------------|---------------------|------------|----------|-------------|----------|-------------|
| | | | | Web Design | Database | Programming | Business | Sales + Mkg |
| Alex | 86 | 100% | 4 | 3 | 1 | 2 | 2 | |
| Anna | 160 | 100% | 2 | 6 | 5 | 6 | 3 | |
| Bill | 102 | 100% | 4 | 3 | 2 | 4 | | 2 |
| Cindy | 87 | 80% | 3 | 2 | 3 | 3 | | |
| Felix | 89 | 100% | 6 | 1 | | 4 | | 1 |
| Fred | 89 | 90% | 1 | 2 | 4 | 2 | | |
| Hans | 135 | 80% | 2 | 6 | 3 | 5 | 2 | |
| John | 125 | 100% | 3 | 4 | 6 | 5 | | |
| Livio | 97 | 100% | 2 | 1 | 1 | | 4 | 6 |
| Luc | 70 | 70% | 3 | 2 | | 4 | | |
| Marco | 89 | 100% | 3 | 1 | | | 5 | 5 |
| Paul | 175 | 100% | 4 | 5 | 5 | 6 | 3 | 1 |
| Peter | 128 | 80% | 2 | 6 | 4 | 4 | 1 | |
| Sue | 151 | 80% | 1 | 5 | 3 | 4 | 5 | 3 |
| Ted | 58 | 100% | 3 | 3 | | 3 | | |
| Tim | 97 | 100% | 1 | 2 | | 4 | 3 | |

Activity Network



Gantt Diagram

